

Includes

Instructions for the group leader and
answers for the various lessons

HIGH VOLTAGE

Leader's guide

David González & Patricia Picavea




HIGH VOLTAGE

Leader's guide



Global Nazarene Publications



Copyright © 2010
All Rights Reserved
Global Nazarene Publications
17001 Prairie Star Parkway, Lenexa, KS 66220
Tel. (913) 577-0500
All verses of Scriptures are taken from the Bible New International Version
except where stated otherwise.

Content

Introduction	7
Suggestions	9
1 A Little Each Day.....	12
2 How Do I Walk With God?.....	14
3 A New Family.....	16
4 The Holy Spirit in the Life of the Christian	17
5 A Good Decision	19
6 We are Stewards of God.....	21
7 A Healthy Body.....	22
8 Three in One.....	24
9 Christ Will Come Again	25
10 The Unity in the Church	26
11 Can You Live Without Sin?	28
12 I'm Holy?	29
13 How,When and Where can I be Holy?	30







Introduction

This is material that you can use to disciple youth who have accepted Christ and know very little about the gospel. Through this material you will introduce the students to terms and experiences that will help them affirm their faith.

The lessons cover themes like baptism, the Body of Christ, the Holy Spirit, Servanthood, the Trinity, the Second Coming, and others. Finally, lessons 11 through 13 cover the experience of Sanctification in such a way that the new disciple can have a clear understanding of it.

Remember that a group leader is not only someone who teaches lessons, but also someone who shares their life with the participants. The youth will be seeing, imitating, and asking questions concerning their doubts. You should be praying for them and have concern for each disciple's personal life. If a young person is absent from a class, be sure to go to him or her to see what happened, and share the lesson that was missed.


This material consists of 13 lessons, each of which has various activities to be completed with the youth or youths that you are discipling. To begin, be sure that each disciple has his or her own Bible. Have a few extras to loan in case someone does not have one.

Each lesson emphasizes Bible reading and memorization so that the youth will understand the necessity of knowing the scripture and the importance of being nourished daily by the Word.

Next, we will give suggestions for how to conduct your class each time you meet. Finally, starting from page four you will find the answers for the lessons in the students' handouts. We trust that the Lord will empower you as you begin this journey of discipleship.



Suggestions



These are some suggestions for how to conduct the discipleship lessons with the youth if these lessons are presented with a group rather than one-on-one. Ideally, these groups will not be over six people. This will allow you to make personal connections with them and be able to attend more directly to their needs

step

1

Begin with a welcome followed by an ice-breaker or game (5 minutes) so that the students can get to know each other better.

step

2

Invite the students to pray. Explain that the best way to communicate with God is through prayer, and read Jeremiah 33:3 to them. This is something very important in the life of Christians. Show them that we close our eyes when we are praying in order to not be distracted by our surroundings, and we bow our heads to show submission to God (5 minutes).

If you have a group, use different forms of organization in order to pray in a way that the new disciple will be familiarized with this spiritual discipline. Here are some ways to do this:



Lesson 1: Pray the Lord's Prayer and explain that Jesus taught this prayer, and it is a perfect model of how we should get closer to God. Lead the prayer and have the students repeat after you.

Lesson 2: Ask that the students share their needs or problems; explain that these will be presented to God. Begin the prayer by giving them a few moments to pray silently and make their requests to God. After that, pray aloud for each request.

Lesson 3: Ask the students if there is anyone who would like to lead prayer, and if so allow the volunteer to pray aloud. If no one volunteers, choose someone and offer to help (but don't force them). Pay attention and be ready to help, in case he or she gets stuck and can't continue. Finish the prayer and thank the student for participating.


Lesson 4: Organize the students in pairs. Tell them that each is to share a request with the other. Then, they are to pray for the other's request, and if they do not have a request, to pray for their family, health, studies, etc.

Lesson 5: You can repeat from the first lesson and successively from there, or add other forms of prayer that you like. The last day that you meet, invite the pastor or another leader from the church to be present. Ask that they lead the prayer and congratulate the students for their effort in participating in, and finishing, this discipleship class.

step

3

After the prayer you can sing a song that is appropriate to the lesson you will have that day. Remember to bring written copies of the words so that the students can learn it.



step

4

For the Biblical lessons, you should use the resources that are included in the student worksheets. On the first day, take time to teach how the Bible is put together. Explain that it has two testaments and 66 different books.

Show them where the books are that they are going to be reading. Don't forget to explain to them which are the chapters and verses, how they are written, and how they are found in the Bible.

There are two ways that you can have the students fill out their worksheets. The first way is to give a blank worksheet to each student and have them complete it on their own at home. Then you can discuss the completed worksheets together.

The second way is to complete the worksheets together in class. If you do this, you might have them form small groups. For the students, this may make it easier to complete the exercises and may prevent them from becoming discouraged when they do not have the "correct" answer. If it is too hard for them, they may not want to come back. It is important that everyone looks for the answers and that they arrive at a conclusion together. Make sure that everyone writes their answers in a complete and correct form.

The word scrambles, crossword puzzles, and other exercises can be made into a type of competition. Also included are requests for baptism and church membership for the new disciples. You will have to orient and help when these themes are dealt with in the lessons: "A New Family" and "A Good Decision".

step

5

At the end of the course, we suggest that you give out the certificates of participation in a special service in front of the entire church. If the discipleship class is given on Sunday during the Sunday School hour, you should announce that from that Sunday on, these students will participate in the regular youth group classes now that they have finished **High Voltage**.







A Little Each Day

Begin the session by asking the youth or youth group how they feel after having accepted Christ into their hearts.

Once they have shared their experience, talk about babies. Ask them if they have had an experience with a baby that was close to them. Begin the lesson by reading the story in the students' worksheet.

Then do the Word Search. They should look for the following words: eat, talk, crawl, walk, recognize

- To move from one place to another walk
- To begin to communicate talk
- To know who people are after you have met recognize
- To take in food that is not liquid eat
- The first movements with the legs crawl



How do you relate the verbs that you found in the previous exercise with your spiritual life?

- a. Eat Study the Bible more in depth.
- b. Talk Share what has happened to me with others.
- c. Crawl To begin to serve in simple roles in the church.
- d. Walk To serve in a leadership position.
- e. Recognize To distinguish between what is a Biblical teaching and what is not.

According to Matthew 4:4, what does a person need, besides food, in order to grow? Each person needs the Word of God

According to 2 Timothy 3:16, the Word is useful to do four things. Find them:

etahc Teach

eburek Rebuke

rroecct Correct

iartn Train

What is the other nourishment that is important for spiritual growth, according to 1 Thessalonians 5:17? Prayer

In whose name should we pray? John 14:13-14 In the name of Jesus



How do I Walk With God?


Begin the session by asking the youth or youth group how their Bible reading and prayer went during the week.

Once they have shared their experience, discuss the meaning of the word “walk”. An option for beginning this discussion is to ask, “How can we tell that a person is a soldier even if he or she is not wearing a uniform?” Make a list of all of the characteristics that distinguish a soldier, emphasizing the word “walk.”

Then begin with the story that is in the beginning of the lesson.

In order to help the students complete the project that is suggested in this lesson, guide them in the production of the letter and provide them with some evangelism pamphlets. Be ready to speak with others who may join your class through invitations from the young disciples.

1. When you accepted Christ as your Savior you received a new life (Romans 6:4b).
2. As a Christian, you now have the blessing of being able to believe not only what you see, but also believe even what you cannot see or touch. In other words, you walk by faith (2 Corinthians 5:7).
3. To walk in the Spirit means that your actions are in agreement with what God wants. (Galatians 5:25).
4. An element that cannot be lacking in the life of a Christian is love (Ephesians 5:2).
5. You should live a life worthy of the Lord, but in order to do that you need to continue growing in your knowledge of Him (Colossians 1:10).



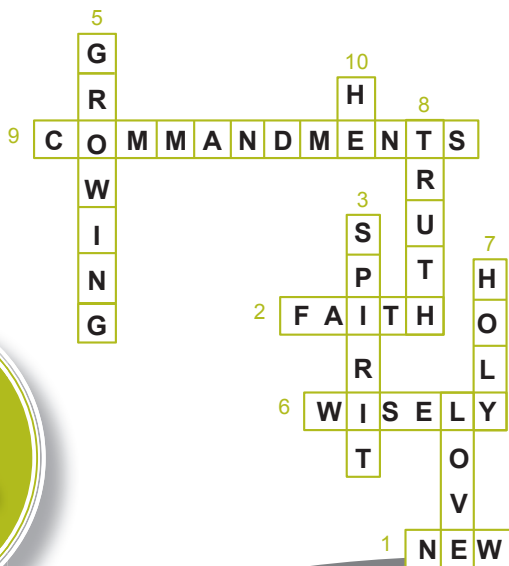
6. Around you are many people who see how you live, and through your actions, many of them will have the opportunity to know God. For this reason, the Bible asks that you act wisely (Colossians 4:5).

7. The Christian life is like an endurance race. Everyone who reaches the goal receives a priceless reward. Because of that, the Bible tells us if we want to receive this reward and escape the destruction of all of the things that exist now, we need to live holy and godly lives (2 Peter 3:10-11).

8. Jesus Christ tells us that He is the way, the truth, and the life. If we are his disciples, we should walk in the truth (3 John 4).

9. Although it is true that Jesus is our friend, we should not lose sight of the fact that he is also our Lord. So, we are his friends but also his servants, and as such, we should obey his commandments (2 John 6).

10. In conclusion, the Lord Jesus Christ asks us that we walk as He walked (1 John 2:6).



A New Family

Begin the session by asking the youth or youth group how their assigned work went, allowing them to express themselves briefly over "How do you feel about the decision you have made?"


Once they have shared their experiences, talk about families. Ask them how their families are formed and what they expect of a family. Begin the lesson by reading the beginning story from the student worksheet.

The New Testament speaks of the believers as "a family".

1. What is the family in Ephesians 2:19 called? The family of God
2. What name does Galatians 6:10 give to this family? The family of believers.
3. According to 2 Corinthians 6:18, what relationship does God have with us? God is our Father
4. According to 1 John 3:14, what is one way to know we are saved? We love our brothers
5. In keeping with John 13:35, how will men know that we are disciples of Christ? In how we love one another
6. Points four and five remind us that love is very important. Think of an acrostic to help you to remember this importance.

L	oyal
O	verwhelming
V	ictorious
E	nduring

In keeping with the following verses, what is it that we should do to one another? Make a list of the actions that you find.



Galatians 6:2; Colossians 3:16; 1 Thessalonians 4:18; James 5:16 and 1 Peter 1:22.



Carry (each other's burdens)

Teach

Admonish

Encourage

Confess

Pray

Love

According to Acts 2:42, what did the first Christians devote themselves to?: The apostles' teaching, fellowship, breaking of bread, and prayer.

In keeping with Hebrews 10:25, what should we not give up doing? Do not give up meeting together.

Lesson No.

4

A Good Decision



Begin the session by asking the youth or youth group how their assigned work went for them. Allow them to express briefly how they feel about the decision they have made. Once they have shared their experience, talk about baptism. Ask if anyone understands what this word means. After everyone has shared who wants to, make it clear that in today's lesson we will speak about baptism in water.

Baptism is a public testimony that we die to the world and are born in Christ. Even though it is symbolic, it has a lot of value in our Christian life, and we should not overlook it. Before continuing, read the beginning story together.





Then go over the following questions:

What does the previous account suggest to you? What does it mean that Jesus, the son of God, was baptized? Is it an example for us today?

Why?

In this lesson we will deal with the theme of baptism. At the end of the lesson, you should take time to suggest to the students that they be baptized. To conclude the lesson, ask if anyone would like to make this decision and give them the baptism request that is included with this material so that they can fill it out. Once they have completed it, turn it in to the pastor so that he or she can carry out the next steps.

Read Matthew 28:19-20. What do you think after having read the passage? Baptism is commanded by Jesus.

Let's see what the people in the following passages have in common: Acts 2:41; 8:12; 8:36-38; 9:18; 10:47-48; 16:14-15; 16:32-33 and 18:8. They were all baptized after they believed.

Arrange the following words according to the content of the following sentences: (**ordered, baptize, believed, repentance, faith, testimony, faith, Christ**)

Christ ordered his disciples to baptize those who believed the gospel, and it was completed just as he said. Before baptism came repentance and faith. So baptism in water became a solemn testimony symbolizing a new faith in Christ as Lord and Savior.

Solve the hidden words then look for them in the word find.

Baptism in water, besides being a symbolic testimony
tyesimont
of salvation in Christ, is at the same time a sacra-
ment,^{svaltiona} which is a ritual or religious ceremony. Water bap-
smenacrat

tism signifies or demonstrates the pact^{ctpa} that you have made with God, in which you have promised faithfulness in all things.

Look in the word search for the words that you just arranged in the previous exercise.

Testimony - salvation - sacrament - pact

Testimony salvation sacrament pact

T	E	S	T	I	M	O	N	Y	W	M	M	P
R	S	S	R	G	U	M	M	D	U	P	A	X
M	S	Y	M	R	U	M	R	M	M	C	M	X
X	Z	Y	K	R	U	U	Y	M	T	Y	K	R
M	T	Q	Q	M	R	M	P	O	M	U	M	P
U	T	G	H	T	N	E	M	A	R	C	A	S
X	M	G	M	M	M	Q	M	M	M	Q	M	Q
R	Z	M	K	U	M	G	G	Z	M	M	Z	G
M	K	N	O	I	T	A	V	L	A	S	M	Q



Lesson No. 5

The Holy Spirit in the Life of the Christian

Begin the session by asking the youth or youth group how the week went for them in their Bible reading and prayer.

Once they have shared their experience, talk about the meaning of the word "holy". One option for beginning the dialogue is to ask them to close their eyes and say what comes to mind when they hear the word holy.

In the following sentences you will find blank lines.



Under each line there is a scrambled word. Arrange the letters to form the word that completes each sentence. First try to do it without the help of your Bible, then look up the verse found at the end of each statement and read it.

1. Jesus Christ said that the life of a Christian is as if rivers of living water run through us.

(ivrrres) (glnivi) (teawr) (John 7:38-39).

2. Before Jesus left, He told his disciples that the Father would send the Counselor, a Holy Spirit, who would do two things: teach them all things and remind .

(hetac)

(demnir)

them of all that Jesus had said (John 14:26).

3. Jesus knew that by their own strength, the disciples couldn't successfully live the Christian life. That's why, after his resurrection, he told them that they would receive power when they were filled with the

(evcieer) (opewr)

Holy Spirit (Acts 1:8).

4. There were some people, nearly 2,000 years ago, who were not living like God wanted. These people were compared to "spiritual children." They could not grow in their Christian life because they were not full of the Holy Spirit.

At least three negative aspects were mentioned in them:

jealousy, quarrelling and dissension .

(uoslyaej)

(lluerraqngi)

(nsiosendsi)

(1 Corinthians 3:1-3).

5. The strongest evidence to prove if one is full of the Holy Spirit is if they have the "Fruit of the Spirit."

In Galatians 5:22-23 you will find a detailed description of this fruit.

1) love, 2) joy, 3) peace,
(elvo) (oyj) (eaecp)

4) patience, 5) kindness, 6) goodness,
(tieencpa) (dndissek) (dnosoeg)

7) faithfulness, 8) gentleness,
(thflussenfai) (nntlegesse)

9) self-control,
(lfse-trooncl)



Lesson No.

6

We are Stewards of God

Today, begin the session by asking the youth or youth group what they have thought about baptism. Allow them to express themselves briefly about how they feel about the decision they have made.

Once they have shared their experience, talk about a steward and what his duties are.

Then read the story together.

1.T

3.T

5.F

7.T

9.T

2.F

4.F

6.T

8.F

10.T

A Healthy Body

To begin, remind them of the two people that they chose in their last assignment to reach out to for Christ, and give them a few moments to pray for them. Then allow someone to share if they were able to do something for the people for whom they were praying.

In an earlier lesson, we spoke about how the church is like a family in which we love and understand each other. Today we are going to see the church in a different way. We are going to look at the way that the apostle Paul uses to teach how we work in the church.

Read the story in the student sheet.

What are the people called that form the church according to the apostle Paul? Body (1 Corinthians 12:27)


According to the same passage, what do we call each individual that forms the church? Members
(1 Corinthians 12:27)

What should we do for one another? Be concerned for one another (1 Corinthians 12:25)

cLwksrimoxcypac
furiakrlpoqswrm
opuikjimnbsqra
iseytgmbmnaqps
uitpqatxnhcye

In order to answer the following question, find the word hidden in the circle. In each line there is a letter that is repeated, find it and you will form the answer.

Who is the head of this body?
Christ (Colossians 1:18)





How many members form the body?
Many (1 Corinthians 12:14).

Do all the members have the same
function? No (1 Corinthians 12:15-17)

Who puts the members in place? God (1 Corinthians
12:18).

What happens when a member is hurt or receives honor?
All are hurt or receive honor with him
(1 Corinthians 12:26).

Compare the lists from the following passages and make a
single list that does not repeat any gift. Romans 12:6-8; 1
Corinthians 12:4-11; 28; Ephesians 4:11.

- 1) Speaking words of knowledge
- 2) Speaking words of wisdom
- 3) Faith 4) Healing
- 5) Performing miracles 6) Prophecy
- 7) Discernment 8) Speaking in tongues
- 9) Interpretation 10) Apostles
- 11) Prophets 12) Teaching
- 13) Helping 14) Administration
- 15) Service 16) Exhortation
- 17) Contributing
- 18) Leadership
- 19) Mercy
- 20) Evangelists
- 21) Pastors

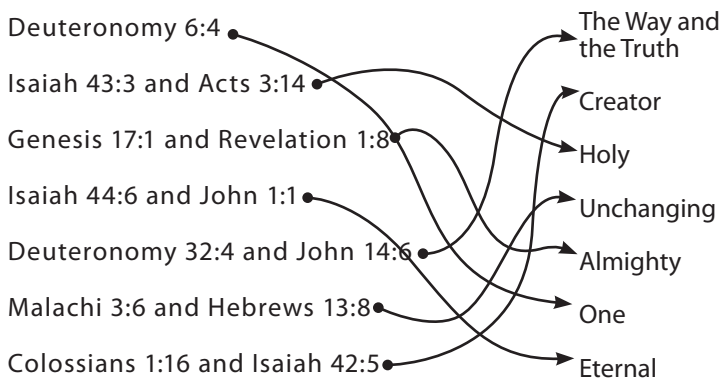




Three in One


To begin, remind the students of the last class. Allow them to express some of the things they discovered in regards to "Hands at Work." Then begin with the story that is in the student sheet.

Make a line from the Bible verse to the attribute or description that is given to God the Father and Jesus Christ the Son.



Now, read the following Bible verses that confirm the unity of purpose that exists between the Father, the Son, and the Holy Spirit. In this particular case, show what each verse tells us about the Holy Spirit.

- Psalms 104:30 "He is the Creator".
- Matthew 10:20 "He is the Spirit of the Father".
- Galatians 4:6 "He lives in our hearts".
- John 14:15-17 "He was given by the Father".
- Joel 2:28 "He is poured out over all people".
- John 16:7 "He is the Counselor".





Christ Will Come Again

Comment over the last lesson and what they thought during the week. Allow them to share some of the things that they discovered regarding “Hands at Work”.

Then begin with the story from Connect with the Word.

Included here is a series of questions based on Bible references that will help you to confirm why it is believed that Jesus will come again.

1. What does the Bible say will happen after the body dies?

- a) Job 19:26-27 I will see God
- b) Luke 12:4-5 There is a Hell
- c) 2 Corinthians 5:8 We will be at home with the Lord

2. Describe life after death, according to:

- a) Matthew 22:30 We will be like angels, there will be no marriage
- b) Luke 23:43 Paradise
- c) Acts 7:59 God will receive our spirit
- d) Philippians 3:20-21 We will be transformed

3. What will happen when we all appear before Christ’s tribunal on the day of final judgment? (2 Corinthians 5:10) Each person will receive what he is due for the things he did (good or bad) while living in the body.

4. According to the following passages, how will Christ come?

- a) Hebrews 9:28 Not to bear sin, to bring salvation
- b) Revelation 1:7 He will come with the clouds and every eye will see Him
- c) Acts 1:9-11 The same way he left
- d) Revelation 1:7; Matthew 26:64 In the clouds
- e) Matthew 24:26-27 Like lightning

5. According to the following passages, when will Christ come?
- Matthew 24:14 When the gospel is preached in the whole world
 - Matthew 24:36 No one knows the day or hour
6. According to 2 Thessalonians 1:7-10, when Jesus returns, what will happen to those who do not know God or obey the gospel?
They will be punished with everlasting destruction and excluded from the presence of the Lord.
7. Compare 2 Peter 3:10-11 with Revelation 21:1. What will happen with the heavens and the earth as a result of the second coming of the Lord Jesus? The heavens and earth will pass away.

Lesson No. 10

Unity in the Church

Review the last lesson and ask what the students thought about it during the week. Allow them to express some of the things they discovered regarding "Hands at Work."

Then begin with the story that appears in the student sheet

- The director glared as the choir **sang erroneously**. (What conduct that affects unity should be gotten rid of among those of the church, according to Ephesians 4:31?) **Anger**
- We didn't expect to see **him out here**. (From where should we not let corrupt talk against other brothers and sisters in the faith come from, according to Ephesians 4:29?) **Mouth**



3. We buy a ***fir*** every year for Christmas.
(What is the tongue compared to in James 3:6?) **fire**

4. The volleyball players ***hope*** ***aces*** will help them win the game. (As far as it depends on you, this is the state in which you should live with all people, according to Romans 12:18) **peace**

5. The travel ***agent*** ***let*** his customers choose their destination. (One of the three indispensable characteristics that is mentioned in Ephesians 4:2-3 for maintaining unity in the church) **gentle**

6. For cheaper grub, ***less*** ***ingredients*** may be used. (This is how we should respond instead of returning evil for evil, according to 1 Peter 3:8-9) **blessing**

7. Find the secret phrase (What does this sentence encourage us to do in respect to the interests of others in the church?)

Answer: "Each of you should look not only to your own interests, but also to the interests of others." Phillipians 2:4

"E a ch o f yo u sho u ld lo o k no t o nly
Σ Δ ∞ ∞ √ ∞ √ ∞ ∞ ∞ ∞ ∞ ∞

to yo u r o wn i nte re sts, bu t a lso to
∞ ∞ √ ∞ ◇ Σ Σ √ Δ ∞ ∞

the i nte re sts o f o the rs."
Σ ◇ Σ Σ ∞ ∞ Σ

Phi li ppi a ns 2:4

◇ ◇ ◇ Δ



You can live without sin?

We will study Holiness more in-depth in the next few lessons. Take time to review salvation so that the experience is clear to everyone before continuing.

Then start with the story that is in the student sheet.

In a few words, write what chapter three of Genesis is about: The chapter tells of the disobedience of man and woman to God and the consequences of their sin.

According to Genesis 2:17 and 3:6, what act shows that they voluntarily disobeyed God? God forbid them to eat the fruit and they did not pay attention.

Read Romans 3:23 and rewrite it in your own words. Everyone has sinned and falls short of the presence of God.

Write what Isaiah, an Old Testament prophet, wrote in Isaiah 53:6 "We all, like sheep, have gone astray, each of us has turned to his own way; and the Lord has laid on him the iniquity of us all."

Sin has a solution through divine justice, and the only thing that we need for this is (read Romans 4:5 and write the answer): faith.

This justification that God granted means that you were forgiven for all the bad that you have done. You can have (write what Romans 5:1 says) Peace with God through our Lord Jesus Christ.



I'm Holy?

Begin the lesson by giving time for testimonies over the theme from the last class. This can also be a time for clarifying doubts.

Then continue with the story that is in the student sheet. Finish by asking the following question:

What is your definition of Holy? One possible answer: Someone that that does not do anything bad (allow everyone to share their own definitions).

What do the following passages suggest regarding the holiness of God?

- Exodus 15:11 He is Majestic in Holiness
- Isaiah 40:25 He is the Holy One
- Revelation 15:4 He alone is Holy

Find the hidden words in parenthesis and write them on the lines to amplify the concept of Holiness.

- a. The fundamental meaning of the word "Holy" is: **(tse paatr)** set apart, **(quienu)** unique, **(sdintitc)** distinct.
- b. The difference between the Holiness of God and our own is the difference between being the **(roaretc)** Creator and the **(rcateed)** created.
- c. God is separated from sin, but through holiness, He wants to have an **(maetiint)** intimate and **(lasonrep)** personal relationship with man.

On the following line, write what the divine desire is (Leviticus 11:44): The divine desire is that people be consecrated and holy.



According to Scriptures, in 1 Peter 1:14-16, how do you believe you should live now? (Read the passage and answer in your own words) We should not live how we did before we knew Christ. We should be holy in how we live. He is holy, so we should be holy and live in fear of God.

If you continue reading in 1 Thessalonians 4:9-12, you will find some traits that should be revealed in your life as evidence of the joy of the experience of holiness.

Find five of them in the following word find.

- Loving • Quiet • Working • Respected • Responsible


T	L	O	V	I	N	G	O	S	S	O	R	H
A	R	E	J	J	A	F	E	U	H	E	E	H
Q	U	I	E	T	U	I	L	O	A	N	S	A
G	G	F	B	A	R	T	I	I	R	I	P	O
S	T	M	O	A	O	L	I	A	L	I	E	I
W	O	R	K	I	N	G	D	O	R	O	C	A
O	O	S	R	A	E	O	A	G	R	A	T	R
M	T	E	B	A	S	I	L	E	H	L	E	H
R	E	S	P	O	N	S	I	B	L	E	D	A

Lesson No. 13

How, When and Where can I be Holy?

Begin the lesson by giving time for testimonies over the theme of last week's lesson. Also give time to clarify any doubts.

Then continue with the story in the student sheet and finish by asking the following question:



When did the disciples know that Jesus had fulfilled his promise? When they were filled with the Holy Spirit. (Acts 2:2-4a)

What evidence of this change did Peter give? (Read Acts 2:14 and answer) He was not afraid to speak to the crowd

Step 1: Write the expressions that show Paul's desire: Who will rescue me from this body of death? (Romans 7:21-24).

Step 2: Write a list of what you should consecrate to the Lord. Be careful to write everything, although you believe you do not have anything, there is always something you should give.

Possible answers:

family future decisions
belongings friendships
bicycle boyfriend/girlfriend
future the career you study
today's decisions

Step 3: Who will receive the Holy Spirit? All those who ask (Luke 11:13).

Step 4: Read and comment to the group about 1 John 1:9-10. Allow the students to comment in their own words.

Step 5: Have them read Luke 3:16 in order to reinforce what was read in the student worksheet.

Step 6: The Spirit himself testifies with our spirit that we are God's children. (Romans 8:16).

Consider using "The House" booklet, which is a parable on entire sanctification, to further explain what is involved in entire sanctification.





Attendance Log

#

Name

Address

Telephone / E-mail:

Lessons:

1 2 3 4 5 6 7 8 9 10 11 12 13

1

2

3

4

5

6